

# INSTALLATION OF YOUR REPLACEMENT WINDOWS

Renewal by Andersen is backed by Andersen Corporation's 100+ years of window-making knowledge and expertise.



*Custom manufacturing at our Cottage Grove, MN facility.*

Every day we take pride in helping homeowners like you enjoy the comfort and beauty of your home. The window replacement process begins with a professional consultation to help you select the perfect window styles for your home. By inspecting your windows, we can determine the best installation method for replacing them. Then

we take exact technical measurements and custom build your new windows to your home's specifications.

**The best windows can only perform well if they're installed correctly. That's why the work of our Renewal by Andersen installers is thorough and exacting. On every job they:**

- Prepare the area
- Remove the old window
- Inspect and repair damaged window frame components
- Prepare and clean the opening
- Install the new window
- Insulate and seal frame
- Check window operation
- Apply all trim (if applicable)
- Clean up entire work area
- Properly dispose of the old window



*Our installation professionals demonstrate the utmost respect for your home throughout the installation process and leave your home and yard clean and tidy.*



*Our window manufacturing process labels each customer's window with its own identification number and our toll-free number. If service is ever needed, call our toll-free number or your local Renewal by Andersen showroom.*

## Installation is key

Installation is a key component to our start-to-finish process. Our sales consultants, technical measurers, office and manufacturing associates, and shipping team all play important roles in getting our custom-made products to your doorstep. Now, it's the installer's turn to carry our promise of quality forward.

Renewal by Andersen attracts and hires the best installers because they know they can be proud of the work they do and the products they install. It's more satisfying to do a job right. Our installers consistently score the highest ratings in our customer satisfaction surveys. They face challenges each day working with varying wall materials, wall thickness, casing, sill construction, house settling, and even unforeseen structural damage. These and other conditions require attention to detail and know-how.

Every home is unique and the installation of each replacement window requires expert technical skill and judgment. A window must fit well in the opening to provide long-term beauty and energy efficiency. It has to be done right! After all, you will live with the results for years to come. We live with the results too, because we back our products with our 20/2/10 year limited warranty. We're in this together.



# WHICH WINDOW REPLACEMENT METHOD IS RIGHT FOR MY HOME?

*Whether the right solution is an insert or full frame replacement window, you can be assured your new Renewal by Andersen® windows will be custom manufactured at our factory according to precise measurements and exacting specifications.*

## Insert Window Installation Method:

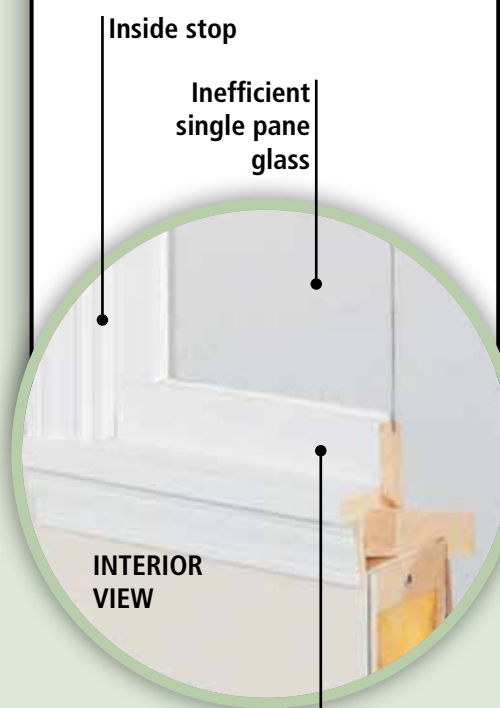
*Setting a new window into an existing frame opening.*

Insert window installation makes sense when:

- The old window sill and frame are square and solid and in good condition.
- The existing construction will allow use of the insert in a way that is structurally sound.
- Casing and trim need to remain in place throughout installation.

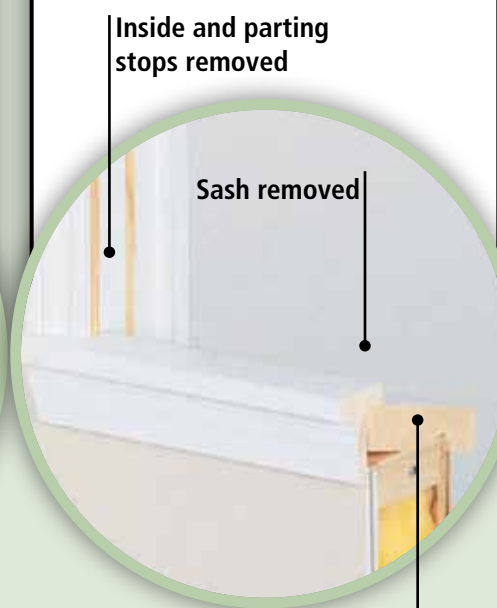
### Before

Your sales person and/or technical measurement specialist will closely examine the condition of your existing windows to determine if an insert window installation or a full frame replacement is recommended. The insert process begins by removing the sash and appropriate inside or exterior stops.



### During

Insert window installation removes the old sash and interfering hardware or trim on the existing window frame. Any weights and pulleys (if the old window is a double-hung) are removed. Weight pockets and/or gaps are insulated and the surface is prepared for the new insert. The new insert window is set into the prepared opening. Casing and frame remain in place throughout installation.



### After

Some insert windows are made with bulky framing materials that result in loss of glass area. The strength of our Fibrex® material means that we can often make the frames narrower, maximizing the amount of glass in your new windows – less frame, more glass!



## Full Frame Window Installation Method:

*Removing the entire existing window and installing new.*

A full frame window installation makes sense when:

- The old window frame is deteriorated beyond repair.
- A larger opening is required by fire egress codes.
- You want to improve your home's energy efficiency, because the old window frame has air leakage.
- Existing window frame doesn't lend itself to insert window replacement.

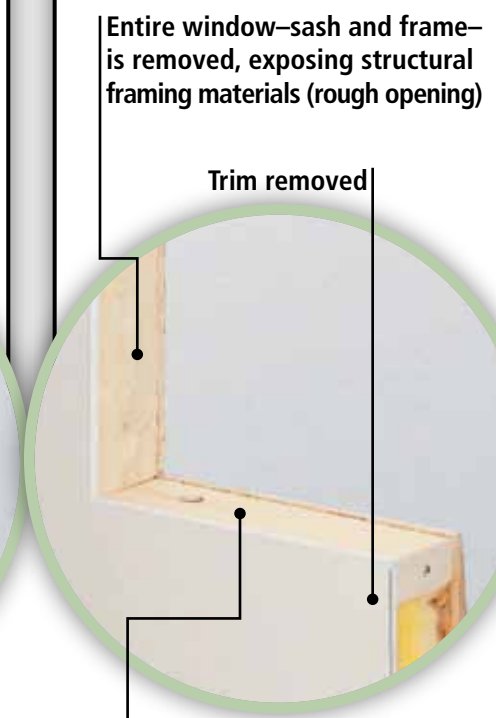
### Before

When your existing window frames have deteriorated beyond repair or are excessively out of square, the right solution is a full frame replacement. With full frame installation, the entire window is removed back to the rough opening.




### During

The sash and frame are removed, exposing the rough opening. The installer checks for any damaged framing, which is replaced or repaired. Flashing and drip cap are checked to make sure rain cannot leak into the walls around the new window. Any gaps are insulated and the surface is prepared for the new window.



### After

Renewal by Andersen full frame replacement window installation mirrors the new construction process. The window is placed into the rough opening, squared, insulated, and cased with interior and/or exterior trim. The result is new construction quality and energy efficiency, and often greater glass viewing area than the original window.





# You'll *love* your new windows!™

## Pick the right company for the job

A window can only perform well if it is installed correctly. Any company can fit a window into an opening. Renewal by Andersen was created to do so much more. Our mission is to change the window replacement industry by providing a level of service and satisfaction that is different and better as measured by you—our customer.


With strong Fibrex® material frames, low-maintenance design, multiple color and style options, and sophisticated installation methods, we believe we offer a better solution and a better experience for you.

We back our work with the Renewal by Andersen 20/2/10 year limited warranty. The limited warranty covers 20 years on glass, two years on installation, and 10 years on components other than glass. Our limited warranty is transferable should you sell your home.

For more than 100 years, Andersen Corporation has been committed to product excellence, customer satisfaction, environmental stewardship, and corporate citizenship. Renewal by Andersen follows in this tradition and brings these values into every home we serve.



"Renewal by Andersen" and all other marks where denoted are trademarks of Andersen Corporation. © 2012 Andersen Corporation. All rights reserved. Rev. 07/12



*For additional information on Renewal by Andersen® products and services, please visit our Website at*

***renewalbyandersen.com***

Reorder RL-2002